

Lopi™ Camano Wood Heater



Lopi Camano

The Camano wood heater features clean, sleek design lines of the Camano allows for a unique and timeless presentation of fire that lends itself to a wide range of architectural styles from contemporary to transitional home decors.

The gentle radius-edges throughout accentuates a versatile design and single cast iron door further accentuates the clean design. The Camano is designed to provide both radiant and convective heat for your home. The large stove top makes a great cooktop surface during power outages and the dependable air wash system keeps glass clean of soot and ash.

The EPA certified Camano is clean burning, efficient and green and features a single air control to give you easy control over the fire.

Camano Specifications

Emissions	Heating Capacity	Heating Output	Max Burn Time
? g/Kg Per Hr	Up to 160sqm	19.57 Kw/Hr	Up to 8 Hours

Firebox Size	Max Log Size	Weight	Construction	Efficiency
.05 Cubic Mtr	457mm	? Kg (with legs)	9.5 - 6mm Steel Plate	Up to ?%

Options: Convection Fan



Cast Iron Door

A durable cast iron door is used to seal the combustion chamber. Featuring heavy-duty fiberglass rope insulation and sure-lock door handle, the door maintains a tight air seal and hides the convection air inlets from view.

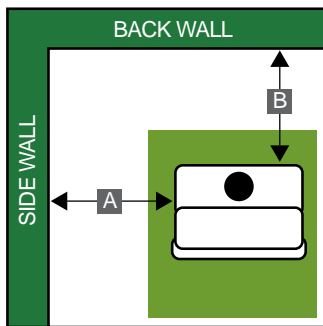


Camano Wood Heater

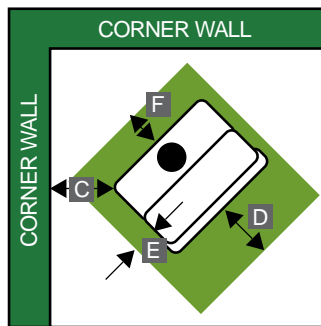


	SMALL	MEDIUM	SMALL	SMALL	MEDIUM	LARGE
SPECIFICATIONS	Republic 1250	Republic 1750	Camano	Answer	Endeavor	Liberty
Width	600mm	600mm	622mm	601mm	610mm	762mm
Height (legs)	673mm	673mm	N/A	708mm	740mm	816mm
Height (pedestal)	778mm	778mm	749mm	810mm	880mm	918mm
Depth	372mm	597mm	441mm	454mm	638mm	565mm
Flue Size	152mm	152mm	152mm	152mm	152mm	152mm
Construction (Plate Steel) *Camano - Plate Steel with Cast Iron Top & Door	9.5 to 6mm	9.5 to 6mm	9.5 to 6mm	9.5 to 6mm	9.5 to 6mm	9.5 to 6mm
Weight (with legs)	136Kg	203Kg	136Kg	136Kg	203Kg	213Kg
PERFORMANCE	Republic 1250	Republic 1750	Camano	Answer	Endeavor	Liberty
Heating Capacity (Up to in Sq mtr)	160	220	160	180	250	350
Emmissions (g/Kg Per Hr)	3.2	2.3	3.2	3.2	2.3	2.5
Heat Output (Kw/Hr)	19.57	21.21	19.57	19.57	21.21	21.77
Efficiency (Up to)	61.7%	61%	61.7%	61.7%	61%	63.7%
Maximum Burn Time (Up to in hrs)	8hrs	10hrs	8hrs	8hrs	10hrs	12hrs
Firebox Size (Cubic/Mr)	.05	.06	.05	.05	.06	.09
Maximum Log Size	457mm	495mm	457mm	457mm	495mm	610mm

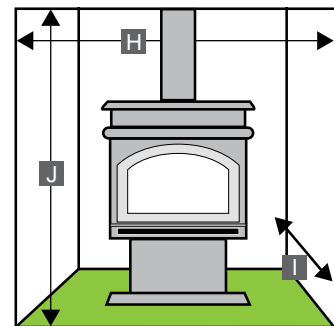
STRAIGHT WALL INSTALLATION



CORNER WALL INSTALLATION



ALCOVE INSTALLATION



CLEARANCES	Republic 1250	Republic 1750	Camano	Answer	Endeavor	Liberty
A = Heater to Side Wall (mm)	Flue Shield Without With 500 500	Flue Shield Without With --- 350	Flue Shield Without With 500 500	Flue Shield Without With 500 325	Flue Shield Without With --- 350	Flue Shield Without With --- 425
B = Heater to Back Wall (mm)	400 200	--- 150	400 200	400 200	--- 150	--- 175
C = Heater to Corner Wall (mm)	500 500	--- 150	500 500	500 150	150 150	150 150
HEARTH						
D = Front (mm)	300	350	300	300	300	300
E = Sides (mm)	200	200	200	200	200	200
F = Back (mm)	152	152	152	152	152	152
ALCOVE						
G = Maximum Width (mm)	PLEASE CONTACT YOUR LOPI DEALER FOR DETAILS					
H = Maximum Depth (mm)						
I = Maximum Height (mm)						